




4423 m.

GRAN PREMIO DE ESPAÑA OFFICIAL TEST

Test Session 2

Classification

6

		Rider	Nation	Team	Motorcycle	Time	Lap Total	Gap	Top Speed
1	12	Maverick VIÑALES	SPA	Monster Energy Yamaha MotoGP	YAMAHA	1'37.793	28 31		287.2
2	20	Fabio QUARTARARO	FRA	Petronas Yamaha SRT	YAMAHA	1'37.911	23 31	0.118 0.118	288.0
3	93	Marc MARQUEZ	SPA	Repsol Honda Team	HONDA	1'38.021	22 36	0.228 0.110	291.1
4	42	Alex RINS	SPA	Team SUZUKI ECSTAR	SUZUKI	1'38.317	26 31	0.524 0.296	290.3
5	36	Joan MIR	SPA	Team SUZUKI ECSTAR	SUZUKI	1'38.380	19 27	0.587 0.063	288.0
6	63	Francesco BAGNAIA	ITA	Pramac Racing	DUCATI	1'38.417	27 29	0.624 0.037	291.8
7	5	Johann ZARCO	FRA	Reale Avintia Racing	DUCATI	1'38.513	25 30	0.720 0.096	291.1
8	41	Aleix ESPARGARO	SPA	Aprilia Racing Team Gresini	APRILIA	1'38.549	20 25	0.756 0.036	288.0
9	44	PoI ESPARGARO	SPA	Red Bull KTM Factory Racing	KTM	1'38.592	25 26	0.799 0.043	291.1
10	21	Franco MORBIDELLI	ITA	Petronas Yamaha SRT	YAMAHA	1'38.646	27 31	0.853 0.054	284.9
11	43	Jack MILLER	AUS	Pramac Racing	DUCATI	1'38.676	22 29	0.883 0.030	293.4
12	4	Andrea DOVIZIOSO	ITA	Ducati Team	DUCATI	1'38.779	28 30	0.986 0.103	295.8
13	33	Brad BINDER	RSA	Red Bull KTM Factory Racing	KTM	1'39.016	20 36	1.223 0.237	288.0
14	35	Cal CRUTCHLOW	GBR	LCR Honda CASTROL	HONDA	1'39.055	32 34	1.262 0.039	291.1
15	30	Takaaki NAKAGAMI	JPN	LCR Honda IDEMITSU	HONDA	1'39.063	31 34	1.270 0.008	289.5
16	46	Valentino ROSSI	ITA	Monster Energy Yamaha MotoGP	YAMAHA	1'39.302	9 32	1.509 0.239	286.4
17	27	Iker LECUONA	SPA	Red Bull KTM Tech 3	KTM	1'39.349	31 31	1.556 0.047	285.7
18	88	Miguel OLIVEIRA	POR	Red Bull KTM Tech 3	KTM	1'39.364	20 29	1.571 0.015	284.9
19	73	Alex MARQUEZ	SPA	Repsol Honda Team	HONDA	1'39.378	21 31	1.585 0.014	288.7
20	53	Tito RABAT	SPA	Reale Avintia Racing	DUCATI	1'39.407	34 34	1.614 0.029	289.5
21	38	Bradley SMITH	GBR	Aprilia Racing Team Gresini	APRILIA	1'39.456	14 28	1.663 0.049	287.2
22	9	Danilo PETRUCCI	ITA	Ducati Team	DUCATI	1'40.362	4 4	2.569 0.906	290.3

Practice condition: **Dry**Air: **35°**Humidity: **31%**Ground: **57°**

Fastest Lap:	Lap: 28	Maverick VIÑALES	1'37.793	162.8 Km/h
Best Race Lap:	2019	Marc MARQUEZ	1'38.051	162.3 Km/h
All Time Lap Record:	2019	Fabio QUARTARARO	1'36.880	164.3 Km/h

The results are provisional until the end of the limit for protest and appeals.

Time limit for protest expires 30' after publication of the results - Time:

These data/results cannot be reproduced, stored and/or transmitted in whole or in part by any manner of electronic, mechanical, photocopying, recording, broadcasting or otherwise now known or herein after developed without the previous express consent by the copyright owner, except for reproduction in daily press and regular printed publications on sale to the public within 60 days of the event related to those data/results and always provided that copyright symbol appears together as follows below.

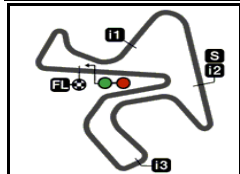
© DORNA, 2020

Official MotoGP Timing by TISSOT

www.motogp.com

Jerez de la Frontera, Wednesday, July 15, 2020






4423 m.

GRAN PREMIO DE ESPAÑA OFFICIAL TEST

Test Session 2

Combined Free Practice Times

7

		Rider	Nation	Team	MOTORCYCLE	TS1	TS2	Gap
1	12	M.VIÑALES	SPA	Monster Energy Yamaha MotoGP	YAMAHA	1'38.863 21	1'37.793 28	
2	20	F.QUARTARARO	FRA	Petronas Yamaha SRT	YAMAHA	1'38.312 29	1'37.911 23	0.118 0.118
3	93	M.MARQUEZ	SPA	Repsol Honda Team	HONDA	1'37.941 27	1'38.021 22	0.148 0.030
4	42	A.RINS	SPA	Team SUZUKI ECSTAR	SUZUKI	1'38.193 31	1'38.317 26	0.400 0.252
5	46	V.ROSSI	ITA	Monster Energy Yamaha MotoGP	YAMAHA	1'38.222 31	1'39.302 9	0.429 0.029
6	41	A.ESPARGARO	SPA	Aprilia Racing Team Gresini	APRILIA	1'38.285 22	1'38.549 20	0.492 0.063
7	35	C.CRUTCHLOW	GBR	LCR Honda CASTROL	HONDA	1'38.313 29	1'39.055 32	0.520 0.028
8	43	J.MILLER	AUS	Pramac Racing	DUCATI	1'38.348 16	1'38.676 22	0.555 0.035
9	36	J.MIR	SPA	Team SUZUKI ECSTAR	SUZUKI	1'38.823 21	1'38.380 19	0.587 0.032
10	63	F.BAGNAIA	ITA	Pramac Racing	DUCATI	1'38.792 25	1'38.417 27	0.624 0.037
11	88	M.OLIVEIRA	POR	Red Bull KTM Tech 3	KTM	1'38.426 30	1'39.364 20	0.633 0.009
12	5	J.ZARCO	FRA	Reale Avintia Racing	DUCATI	1'39.139 28	1'38.513 25	0.720 0.087
13	44	P.ESPARGARO	SPA	Red Bull KTM Factory Racing	KTM	1'38.844 24	1'38.592 25	0.799 0.079
14	21	F.MORBIDELLI	ITA	Petronas Yamaha SRT	YAMAHA	1'38.733 19	1'38.646 27	0.853 0.054
15	4	A.DOVIZIOSO	ITA	Ducati Team	DUCATI	1'39.201 21	1'38.779 28	0.986 0.133
16	30	T.NAKAGAMI	JPN	LCR Honda IDEMITSU	HONDA	1'38.873 27	1'39.063 31	1.080 0.094
17	38	B.SMITH	GBR	Aprilia Racing Team Gresini	APRILIA	1'38.942 20	1'39.456 14	1.149 0.069
18	33	B.BINDER	RSA	Red Bull KTM Factory Racing	KTM	1'39.282 21	1'39.016 20	1.223 0.074
19	27	I.LECUONA	SPA	Red Bull KTM Tech 3	KTM	1'39.089 24	1'39.349 31	1.296 0.073
20	73	A.MARQUEZ	SPA	Repsol Honda Team	HONDA	1'39.151 31	1'39.378 21	1.358 0.062
21	9	D.PETRUCCI	ITA	Ducati Team	DUCATI	1'39.249 15	1'40.362 4	1.456 0.098
22	53	T.RABAT	SPA	Reale Avintia Racing	DUCATI	1'39.559 26	1'39.407 34	1.614 0.158

Pole Position Record:	2019	Fabio QUARTARARO	1'36.880	164.3 Km/h
Best Race Lap:	2019	Marc MARQUEZ	1'38.051	162.3 Km/h
All Time Lap Record:	2019	Fabio QUARTARARO	1'36.880	164.3 Km/h

The results are provisional until the end of the limit for protest and appeals.

Time limit for protest expires 60' after publication of the results - Mr. Time:

These data/results cannot be reproduced, stored and/or transmitted in whole or in part by any manner of electronic, mechanical, photocopying, recording, broadcasting or otherwise now known or herein after developed without the previous express consent by the copyright owner, except for reproduction in daily press and regular printed publications on sale to the public within 60 days of the event related to those data/results and always provided that copyright symbol appears together as follows below.

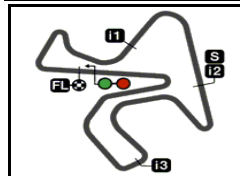
© DORNA, 2020

Official MotoGP Timing by TISSOT

www.motogp.com

Jerez de la Frontera, Wednesday, July 15, 2020





4423 m.

GRAN PREMIO DE ESPAÑA OFFICIAL TEST

Test Session 2

Top Speed & Average

8



Rider	Nation	Motorcycle	Top 5 speeds					Average	Top
4 Andrea DOVIZIOSO	ITA	DUCATI	295.8	295.8	294.2	294.2	293.4	294.7	295.8
43 Jack MILLER	AUS	DUCATI	293.4	291.8	291.8	291.8	291.1	291.7	293.4
63 Francesco BAGNAIA	ITA	DUCATI	291.8	291.8	291.1	290.3	290.3	290.6	291.8
5 Johann ZARCO	FRA	DUCATI	291.1	289.5	289.5	289.5	289.5	289.8	291.1
35 Cal CRUTCHLOW	GBR	HONDA	291.1	289.5	288.7	288.7	288.7	289.2	291.1
44 Po ESPARGARO	SPA	KTM	291.1	290.3	290.3	290.3	289.5	290.3	291.1
93 Marc MARQUEZ	SPA	HONDA	291.1	291.1	291.1	290.3	290.3	290.6	291.1
9 Danilo PETRUCCI	ITA	DUCATI	290.3	288.7	288.0	288.0	286.4	288.3	290.3
42 Alex RINS	SPA	SUZUKI	290.3	290.3	289.5	288.7	288.7	289.4	290.3
30 Takaaki NAKAGAMI	JPN	HONDA	289.5	288.7	287.2	286.4	286.4	287.4	289.5
53 Tito RABAT	SPA	DUCATI	289.5	288.7	288.7	288.7	288.7	288.9	289.5
73 Alex MARQUEZ	SPA	HONDA	288.7	288.7	288.0	287.2	287.2	287.7	288.7
20 Fabio QUARTARARO	FRA	YAMAHA	288.0	287.2	287.2	286.4	286.4	287.0	288.0
33 Brad BINDER	RSA	KTM	288.0	287.2	287.2	287.2	287.2	287.3	288.0
36 Joan MIR	SPA	SUZUKI	288.0	287.2	287.2	286.4	286.4	286.9	288.0
41 Aleix ESPARGARO	SPA	APRILIA	288.0	288.0	288.0	286.4	286.4	287.4	288.0
12 Maverick VIÑALES	SPA	YAMAHA	287.2	287.2	286.4	286.4	286.4	286.6	287.2
38 Bradley SMITH	GBR	APRILIA	287.2	286.4	285.7	285.7	285.7	286.1	287.2
46 Valentino ROSSI	ITA	YAMAHA	286.4	286.4	285.7	284.9	284.9	285.7	286.4
27 Iker LECUONA	SPA	KTM	285.7	284.9	284.9	284.2	284.2	284.7	285.7
21 Franco MORBIDELLI	ITA	YAMAHA	284.9	284.9	284.9	284.9	284.9	284.9	284.9
88 Miguel OLIVEIRA	POR	KTM	284.9	284.9	284.9	284.9	284.9	284.9	284.9

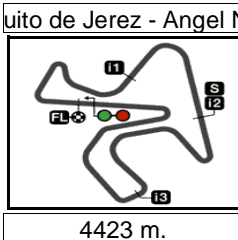
These data/results cannot be reproduced, stored and/or transmitted in whole or in part by any manner of electronic, mechanical, photocopying, recording, broadcasting or otherwise now known or herein after developed without the previous express consent by the copyright owner, except for reproduction in daily press and regular printed publications on sale to the public within 60 days of the event related to those data/results and always provided that copyright symbol appears together as follows below.

© DORNA, 2020

Official MotoGP Timing by TISSOT
www.motogp.com



Jerez de la Frontera, Wednesday, July 15, 2020



GRAN PREMIO DE ESPAÑA OFFICIAL TEST

Test Session 2

Chronological Analysis of Performances

9

* Lap / Sector time cancelled **T1** Time from finish line to 1st intermediate **T3** Time from 2nd intermed. to 3rd intermed.
P Crossing the finish line in pit lane **T2** Time from 1st intermed. to 2nd intermed. **T4** Time from 3rd intermediate to finish line

Lap	Lap Time	T1	T2	T3	T4	Speed	Lap	Lap Time	T1	T2	T3	T4	Speed							
1st 12 Maverick VIÑALES Monster Energy Yama SPA Runs=5 Total laps=31 Full laps=22							11	1'38.929	24.615	14.541	29.531	30.242	282.7	12	1'43.221	26.330	15.072	30.865	30.954	283.4
1	2'37.924	28.899	15.312	31.954	31.807	279.7	13	1'39.258	24.834	14.512	29.747	30.165	284.9	14	1'39.000	24.627	14.469	29.617	30.287	284.2
2	1'42.204	25.336	14.689	30.999	31.180	286.4	15	1'38.963 P	26.909	14.864	30.827	26.363	285.7	16	1'50.357	33.186	15.643	30.587	30.941	276.9
3	1'42.048	25.212	14.726	31.180	30.930	282.7	17	1'39.093	24.736	14.485	29.669	30.203	285.7	18	1'38.940	24.715	14.472	29.508	30.245	284.9
4	1'37.129 P	24.966	14.548	30.295	27.320	285.7	19	1'38.933	24.718	14.530	29.494	30.191	284.2	20	2'01.138 P	44.944	15.892	31.524	28.778	281.2
5	1'45.936	29.267	15.169	30.581	30.919	279.7	21	1'47.709	31.479	15.225	30.560	30.445	281.9	22	1'38.201	24.563	14.366	29.325	29.947	283.4
6	1'40.862	25.473	14.688	30.141	30.560	284.9	23	1'37.911	24.457	14.315	29.260	29.879	287.2	24	1'38.227	24.467	14.392	29.383	29.985	285.7
7	1'43.151	28.140	14.580	30.086	30.345	286.4	25	1'42.437 P	27.911	15.190	31.787	27.549	284.9	26	1'49.196	31.458	15.264	31.152	31.322	281.9
8	1'39.245	24.980	14.531	29.575	30.159	285.7	27	1'38.852	24.702	14.436	29.549	30.165	282.7	28	1'38.694	24.617	14.373	29.655	30.049	286.4
9	1'39.276	24.781	14.503	29.809	30.183	284.9	29	1'38.797	24.633	14.432	29.533	30.199	284.9	30	1'38.724	24.648	14.429	29.556	30.091	284.2
10	1'39.040	24.777	14.471	29.734	30.058	285.7	31	1'38.666	24.687	14.398	29.526	30.055	287.2	3rd 93 Marc MARQUEZ Repsol Honda Team SPA Runs=6 Total laps=36 Full laps=24						
11	1'40.729	24.808	14.479	29.743	31.699	284.2	1	2'37.569	34.602	16.076	32.724	31.595	269.3	2	1'42.611	25.353	14.753	31.377	31.128	291.1
12	1'43.809	24.848	14.521	33.640	30.800	284.9	3	1'44.630	25.370	14.642	32.512	32.106	278.3	4	1'39.948	24.972	14.468	29.907	30.601	290.3
13	1'39.325	24.897	14.528	29.674	30.226	284.2	5	1'42.590	24.839	14.413	31.948	31.390	291.1	6	1'38.646 *	24.57*	14.387*	29.485*	30.199*	290.3
14	1'41.243 P	24.765	14.503	34.365	27.610	284.9	7	1'40.548 P	26.50*	15.283*	31.600*	27.161	270.6	8	1'51.037	32.375	15.550	31.550	31.562	264.0
15	1'45.133	29.397	14.806	30.521	30.409	284.2	9	1'40.557	24.997	14.605	30.070	30.885	287.2	10	1'43.950	28.834	14.616	30.128	30.372	288.0
16	1'39.059	24.788	14.516	29.605	30.150	285.7	11	1'39.383	24.841	14.429	29.912	30.201	291.1	12	1'38.474	24.617	14.431	29.351	30.075	289.5
17	1'39.268	24.801	14.531	29.743	30.193	284.9	13	1'39.854 P	27.058	14.861	31.003	26.932	288.0	14	1'50.796	33.444	15.322	30.641	31.389	281.2
18	1'38.981	24.753	14.470	29.532	30.226	286.4	15	1'40.032	25.284	14.593	29.722	30.433	285.7	16	1'38.728	24.597	14.439	29.479	30.213	288.7
19	1'35.339 P	24.748	14.498	29.637	26.456	286.4	17	1'39.021	24.704	14.465	29.487	30.365	290.3	18	1'38.870	24.676	14.425	29.479	30.290	287.2
20	1'45.243	29.784	14.821	30.186	30.452	282.7	19	1'39.289 P	26.024	15.193	31.299	26.773	279.7	20	1'51.520	33.090	15.722	31.558	31.150	273.4
21	1'38.786	24.752	14.424	29.503	30.107	284.9	21	1'39.464	24.914	14.454	29.815	30.281	287.2	22	1'38.021	24.521	14.366	29.203	29.931	288.7
22	1'38.617	24.642	14.417	29.516	30.042	285.7	2nd 20 Fabio QUARTARAR Petronas Yamaha SR FRA Runs=5 Total laps=31 Full laps=22													
23	1'40.537	24.641	14.415	31.188	30.293	285.7	1	2'38.165	30.821	15.994	32.955	31.682	276.2	2	1'42.241	25.291	14.641	31.044	31.265	286.4
24	1'38.781	24.683	14.401	29.579	30.118	286.4	3	1'47.890	25.298	14.698	34.662	33.232	280.5	4	1'39.989	25.101	14.684	29.813	30.391	284.2
25	1'35.384 P	24.751	14.529	29.689	26.415	285.7	5	1'39.996	24.922	14.510	29.786	30.778	284.9	6	1'39.273 P	24.89*	14.463*	31.068*	28.847	288.0
26	1'44.973	30.412	14.830	29.738	29.993	284.2	7	1'50.830	32.544	15.508	31.041	31.737	280.5	8	1'39.824	25.015	14.676	29.799	30.334	281.2
27	1'37.972	24.393	14.347	29.433	29.799	285.7	9	1'39.244	24.751	14.550	29.672	30.271	284.9	10	1'38.826	24.647	14.554	29.567	30.058	284.9
28	1'37.793	24.408	14.349	29.268	29.768	287.2	Fastest Lap: Maverick VIÑALES Monster Energy Yama SPA 1'37.793 24.408 14.349 29.268 29.768													
29	1'37.969	24.468	14.346	29.385	29.770	286.4	These data/results cannot be reproduced, stored and/or transmitted in whole or in part by any manner of electronic, mechanical, photocopying, recording, broadcasting or otherwise now known or herein after developed without the previous express consent by the copyright owner, except for reproduction in daily press and regular printed publications on sale to the public within 60 days of the event related to those data/results and always provided that copyright symbol appears together as follows below.													
30	1'37.978	24.559	14.277	29.385	29.757	287.2	© DORNA, 2020													
31	1'38.254	24.555	14.304	29.466	29.929	285.7	Official MotoGP Timing by TISSOT www.motogp.com													

Official MotoGP Timing by TISSOT
www.motogp.com



Test Session 2

MotoGP

Lap	Lap Time	T1	T2	T3	T4	Speed	Lap	Lap Time	T1	T2	T3	T4	Speed
23	1'38.497	24.622	14.383	29.347	30.145	288.7	6	1'50.997 P	31.00*	16.689*	33.693*	29.614	235.2
24	1'38.170	24.541	14.277	29.308	30.044	290.3	7	1'48.820	31.758	15.192	30.848	31.022	279.7
25	1'37.390 P	25.995	15.218	30.308	25.869	275.5	8	1'40.441	25.175	14.575	29.975	30.716	285.7
26	1'52.764	35.145	15.343	30.995	31.281	278.3	9	1'39.647	24.984	14.442	29.787	30.434	287.2
27	1'40.009	25.353	14.517	29.582	30.557	287.2	10	1'39.391	24.939	14.424	29.681	30.347	285.7
28	1'38.351	24.561	14.398	29.213	30.179	288.7	11	1'39.630	24.902	14.451	29.906	30.371	283.4
29	1'38.378	24.458	14.402	29.270	30.248	289.5	12	1'39.846	25.112	14.464	29.879	30.391	285.7
30	1'38.246	24.491	14.350	29.347	30.058	289.5	13	1'39.798	25.081	14.506	29.793	30.418	284.2
31	1'39.582 P	27.031	14.991	31.050	26.510	281.9	14	1'47.903 P	28.937	16.029	32.372	30.565	230.2
32	1'48.950	32.165	15.330	31.005	30.450	261.5	15	1'51.938	35.229	15.180	30.451	31.078	283.4
33	1'39.084	24.685	14.482	29.518	30.399	289.5	16	1'36.930 P	25.005	14.378	30.208	27.339	288.0
34	1'38.407	24.609	14.416	29.243	30.139	288.0	17	1'45.802	29.680	14.804	30.443	30.875	284.9
35	1'38.233	24.488	14.366	29.324	30.055	289.5	18	1'39.413	24.932	14.406	29.716	30.359	284.9
36	1'38.531	24.697	14.407	29.359	30.068	289.5	19	1'38.380	24.624	14.300	29.460	29.996	287.2
4th 42 Alex RINS Team SUZUKI ECST SPA							20	1'59.729 P	42.721	15.869	32.790	28.349	249.4
Runs=6 Total laps=31 Full laps=19							21	1'45.881	30.235	14.780	30.194	30.672	284.9
1	3'30.920	32.093	15.569	31.485	31.816	275.5	22	1'42.411	27.439	14.531	29.936	30.505	286.4
2	1'40.239	25.116	14.512	29.958	30.653	286.4	23	1'40.744	24.894	14.386	30.136	31.328	286.4
3	1'39.797	24.871	14.557	29.855	30.514	284.9	24	1'39.034	24.781	14.361	29.648	30.244	286.4
4	1'42.100	24.986	14.652	31.242	31.220	285.7	25	1'39.042	24.814	14.336	29.611	30.281	285.7
5	1'39.625 *	24.887	14.462	29.787*	30.489*	287.2	26	1'45.782 P	28.824	15.468	31.989	29.501	263.4
6	1'49.417 P	29.851*	16.218*	34.531*	28.818	230.7	27	1'53.355	36.147	15.124	30.823	31.261	266.6
7	1'50.166	31.600	15.250	31.534	31.782	275.5	6th 63 Francesco BAGNAI Pramac Racing ITA						
8	1'40.436	25.111	14.490	29.977	30.858	288.0	Runs=5 Total laps=29 Full laps=19						
9	1'39.400	24.873	14.466	29.729	30.332	288.0	1	4'19.944	36.801	18.353	31.872	31.125	262.1
10	1'45.950	28.751	15.302	31.617	30.280	271.3	2	1'40.800	25.299	14.647	29.985	30.869	288.7
11	1'35.566 P	24.827	14.436	30.095	26.208	289.5	3	1'40.130	25.094	14.504	29.980	30.552	288.7
12	1'46.528	30.223	14.916	30.567	30.822	284.9	4	1'40.386	25.270	14.627	29.977	30.512	288.0
13	1'39.104	24.785	14.475	29.601	30.243	288.0	5	1'38.965 *	24.861*	14.372*	29.635*	30.098*	290.3
14	1'39.108	24.762	14.458	29.665	30.223	287.2	6	1'44.037 P	27.511*	16.005*	32.967*	27.548	264.0
15	1'39.744	24.931	14.507	29.833	30.473	287.2	7	1'49.522	31.602	15.535	31.390	30.995	283.4
16	1'40.284	25.066	14.573	29.886	30.759	286.4	8	1'40.689	25.250	14.547	29.917	30.975	290.3
17	1'42.504 P	28.567	15.579	31.773	26.585	268.6	9	1'39.664	24.917	14.537	29.809	30.401	288.7
18	1'47.329	30.735	14.960	30.536	31.098	284.9	10	1'39.491	24.819	14.392	29.813	30.467	289.5
19	1'40.273	25.020	14.570	29.868	30.815	287.2	11	1'39.669	24.942	14.481	29.931	30.315	290.3
20	1'40.805	25.040	14.537	30.396	30.832	288.7	12	1'41.489 P	25.268	16.154	32.097	27.970	267.3
21	1'41.925	25.065	14.562	31.479	30.819	286.4	13	1'48.748	30.869	15.501	31.366	31.012	279.7
22	1'36.185 P	25.201	14.850	30.076	26.058	285.7	14	1'39.713	24.988	14.537	29.790	30.398	286.4
23	1'46.921	30.442	14.977	30.888	30.614	283.4	15	1'39.615	24.966	14.521	29.696	30.432	288.7
24	1'38.477	24.711	14.271	29.445	30.050	290.3	16	1'39.383	24.905	14.464	29.717	30.297	289.5
25	1'38.589	24.635	14.332	29.492	30.130	290.3	17	1'43.541	26.344	15.397	30.769	31.031	273.4
26	1'38.317	24.589	14.351	29.352	30.025	288.7	18	1'40.762 P	24.987	14.558	33.694	27.523	290.3
27	1'41.216 P	28.269	15.330	30.900	26.717	274.1	19	1'53.706	35.474	15.710	31.369	31.153	278.3
28	1'47.151	31.156	14.709	30.600	30.686	285.7	20	1'39.538	25.022	14.431	29.761	30.324	289.5
29	1'39.197	25.017	14.368	29.540	30.272	288.7	21	1'39.264	24.817	14.347	29.825	30.275	291.8
30	1'38.910	24.730	14.378	29.531	30.271	287.2	22	1'38.994	24.828	14.350	29.618	30.198	291.8
31	1'44.461	26.442	15.272	31.116	31.631	272.7	23	1'40.217	25.013	14.484	30.162	30.558	287.2
5th 36 Joan MIR Team SUZUKI ECST SPA							24	1'35.587 P	25.017	14.451	29.874	26.245	290.3
Runs=6 Total laps=27 Full laps=15							25	1'52.543	32.336	18.417	31.122	30.668	283.4
1	3'38.519	32.172	15.295	32.732	31.719	278.3	26	1'38.902	24.801	14.392	29.590	30.119	290.3
2	1'42.271	25.778	14.865	30.733	30.895	281.9	27	1'38.417	24.668	14.263	29.426	30.060	291.1
3	1'40.572	25.243	14.550	30.087	30.692	284.2	28	1'39.815	24.643	14.387	29.579	31.206	290.3
4	1'39.928	25.068	14.473	29.817	30.570	284.2	29	1'42.533	24.716	14.363	30.431	33.023	290.3
5	1'40.099 *	25.051	14.573	29.876*	30.599*	284.2							

Fastest Lap: Maverick VIÑALES Monster Energy Yama SPA 1'37.793 24.408 14.349 29.268 29.768

These data/results cannot be reproduced, stored and/or transmitted in whole or in part by any manner of electronic, mechanical, photocopying, recording, broadcasting or otherwise now known or herein after developed without the previous express consent by the copyright owner, except for reproduction in daily press and regular printed publications on sale to the public within 60 days of the event related to those data/results and always provided that copyright symbol appears together as follows below.
© DORNA, 2020

Official MotoGP Timing by TISSOT
www.motogp.com



Test Session 2

MotoGP

Lap	Lap Time	T1	T2	T3	T4	Speed	Lap	Lap Time	T1	T2	T3	T4	Speed	
7th	5	Johann ZARCO					Reale Avintia Racing	FRA						
		Runs=6	Total laps=30	Full laps=19										
1	2'44.420	33.497	30.651	32.969	31.592	223.6	21	1'38.564	24.592	14.347	29.568	30.057	288.0	
2	1'41.564	25.657	14.668	30.491	30.748	287.2	22	1'39.024	24.807	14.398	29.527	30.292	286.4	
3	1'40.868	25.091	14.622	30.341	30.814	288.7	23	1'38.756	24.738	14.341	29.466	30.211	284.9	
4	1'42.120	25.122	14.454	30.091	32.453	289.5	24	1'38.895	24.772	14.416	29.485	30.222	283.4	
5	1'43.823	P 29.084	14.722	30.992	29.025	284.9	25	1'39.123	24.778	14.412	29.601	30.332	285.7	
6	1'50.669	31.206	15.953	31.675	31.835	270.0								
7	1'41.093	25.243	14.571	30.438	30.841	287.2								
8	1'40.236	25.117	14.541	29.928	30.650	287.2								
9	1'40.183	25.028	14.553	29.932	30.670	289.5								
10	1'40.137	25.131	14.575	29.939	30.492	287.2								
11	1'40.311	25.076	14.600	30.001	30.634	286.4								
12	1'44.636	P 28.679	15.208	31.701	29.048	280.5								
13	1'48.490	30.698	16.349	30.631	30.812	275.5								
14	1'40.373	25.233	14.645	29.914	30.581	285.7								
15	1'39.932	24.982	14.536	29.907	30.507	288.0								
16	1'48.547	P 29.366	16.494	34.608	28.079	265.3								
17	1'44.309	28.535	14.877	30.071	30.826	284.9								
18	1'39.709	25.021	14.415	29.790	30.483	288.0								
19	1'39.302	24.907	14.425	29.627	30.343	288.0								
20	1'38.972	24.724	14.444	29.534	30.270	288.7								
21	1'58.844	41.126	15.867	30.985	30.866	254.7								
22	1'39.103	24.820	14.384	29.576	30.323	288.0								
23	1'52.237	P 33.636	16.259	32.683	29.659	253.5								
24	1'50.865	32.028	15.723	32.299	30.815	257.7								
25	1'38.513	24.675	14.226	29.399	30.213	291.1								
26	1'44.540	P 27.642	16.102	32.356	28.440	252.3								
27	1'45.150	28.545	15.555	30.302	30.748	275.5								
28	1'39.139	24.922	14.325	29.581	30.311	289.5								
29	1'39.971	24.869	14.414	30.171	30.517	289.5								
30	1'39.894	24.977	14.466	29.882	30.569	289.5								
9th	44	Poil ESPARGARO					Red Bull KTM Factory	SPA						
		Runs=5	Total laps=25	Full laps=16										
1	2'30.616	32.499	15.613	32.833	31.945	274.1								
2	1'48.150	29.914	16.065	31.035	31.136	266.6								
3	1'46.617	29.765	14.805	30.762	31.285	288.0								
4	1'40.089	24.897	14.363	29.880	30.949	290.3								
5	1'39.288	24.833	14.310	29.848	30.297	290.3								
6	1'43.944	P 24.80*	14.416*	37.515*	27.209	288.0								
7	1'52.797	31.644	15.826	32.925	32.402	260.2								
8	1'43.142	24.961	14.497	32.592	31.092	287.2								
9	1'39.577	24.831	14.406	29.839	30.501	287.2								
10	1'38.872	24.825	14.395	29.600	30.052	291.1								
11	1'41.014	24.814	14.486	29.842	31.872	284.9								
12	1'39.499	24.900	14.496	29.832	30.271	288.7								
13	1'43.526	26.648	15.255	30.792	30.831	284.2								
14	1'37.512	P 24.808	14.542	30.382	27.780	286.4								
15	2'04.419	31.668	15.138	31.602	46.011	280.5								
16	21'39.668	30.374	14.800	31.008	31.387	284.9								
17	1'40.391	25.048	14.561	29.969	30.813	287.2								
18	1'36.729	P 24.825	14.445	31.151	26.308	288.0								
19	1'50.778	* 30.899	16.656	32.243	30.980	194.2								
20	1'39.027	24.847	14.395	29.648	30.137	288.7								
21	1'38.850	24.761	14.406	29.546	30.137	288.7								
22	1'44.439	27.835	14.971	30.688	30.945	281.2								
23	1'38.594	24.714	14.367	29.487	30.026	289.5								
24	1'38.592	24.675	14.349	29.572	29.996	290.3								
25	1'48.898	28.490	15.651	31.974	32.783	267.9								
8th	41	Alex ESPARGARO					Aprilia Racing Team	SPA						
		Runs=4	Total laps=25	Full laps=18										
1	2'32.052	32.596	15.146	31.272	31.989	284.9								
2	1'39.808	25.016	14.485	30.105	30.202	284.2								
3	1'39.422	24.802	14.447	29.814	30.359	288.0								
4	1'39.780	24.899	14.535	29.879	30.467	284.2								
5	1'46.985	P 34.267	15.715	30.142	26.861	270.6								
6	1'46.126	29.847	14.890	30.477	30.912	284.9								
7	1'39.693	25.087	14.572	29.756	30.278	284.2								
8	1'39.519	24.845	14.526	29.754	30.394	284.9								
9	1'43.719	P 27.815	15.722	32.086	28.096	254.7								
10	1'49.210	31.220	14.795	32.114	31.081	277.6								
11	1'38.938	24.824	14.424	29.559	30.131	284.9								
12	1'38.764	24.657	14.380	29.561	30.166	286.4								
13	1'39.019	24.780	14.300	29.575	30.364	288.0								
14	1'39.224	24.837	14.411	29.768	30.208	285.7								
15	1'39.096	24.823	14.494	29.519	30.260	284.9								
16	1'39.036	24.743	14.414	29.609	30.270	284.9								
17	1'46.388	P 29.670	16.139	32.672	27.907	237.3								
18	1'46.545	30.875	15.042	30.006	30.622	275.5								
19	1'39.157	24.921	14.431	29.619	30.186	284.9								
20	1'38.549	24.669	14.355	29.457	30.068	282.7								
10th	21	Franco MORBIDEL					Petronas Yamaha SR	ITA						
		Runs=6	Total laps=31	Full laps=19										
1	4'10.733	31.669	15.251	31.918	31.269	280.5								
2	1'41.689	25.427	14.702	30.979	30.581	282.7								
3	1'40.063	25.046	14.494	30.068	30.455	282.7								
4	1'39.631	24.920	14.511	29.910	30.290	283.4								
5	1'39.381	* 24.81*	14.471*	29.817*	30.278*	283.4								
6	1'47.630	P 29.18*	15.699*	33.646*	29.100	269.3								
7	1'55.198	37.642	15.640	30.914	31.002	274.8								
8	1'40.414	25.280	14.693	30.017	30.424	281.2								
9	1'39.683	24.954	14.539	29.844	30.346	284.2								
10	1'39.019	24.710	14.496	29.621	30.192	281.9								
11	1'41.011	26.035	14.656	29.952	30.368	281.9								
12	1'39.637	24.885	14.511	29.880	30.361	281.9								
13	1'39.521	24.898	14.530	29.808	30.285	281.9								
14	1'39.683	24.937	14.500	29.891	30.355	283.4								
15	1'43.776	27.562	15.251	30.514	30.449	275.5								
16	1'36.912	P 25.150	14.551	29.960	27.251	283.4								
17	1'47.338	31.288	15.004	30.484	30.562	281.9								
18	1'39.749	25.026	14.541	29.880	30.302	284.9								
19	1'39.458	24.853	14.528	29.754	30.323	282.7								
20	1'39.111	24.724	14.488	29.682	30.217	284.2								

Fastest Lap: Maverick VIÑALES Monster Energy Yama SPA 1'37.793 24.408 14.349 29.268 29.768

These data/results cannot be reproduced, stored and/or transmitted in whole or in part by any manner of electronic, mechanical, photocopying, recording, broadcasting or otherwise now known or herein after developed without the previous express consent by the copyright owner, except for reproduction in daily press and regular printed publications on sale to the public within 60 days of the event related to those data/results and always provided that copyright symbol appears together as follows below.
© DORNA, 2020

Official MotoGP Timing by **TISSOT**
www.motogp.com



Test Session 2

MotoGP

Lap	Lap Time	T1	T2	T3	T4	Speed	Lap	Lap Time	T1	T2	T3	T4	Speed
21	1'39.286	24.879	14.494	29.646	30.267	282.7	11	1'39.506	24.893	14.464	29.878	30.271	291.8
22	1'39.070	24.751	14.539	29.608	30.172	283.4	12	1'39.108	24.791	14.485	29.638	30.194	290.3
23	1'39.447	24.796	14.473	29.796	30.382	284.9	13	1'43.726 P	26.928	16.069	31.581	29.148	264.7
24	1'43.304 P	27.967	15.935	31.460	27.942	250.0	14	2'07.023	45.465	16.955	32.998	31.605	185.2
25	1'49.055	31.398	15.012	30.568	32.077	282.7	15	1'41.992	25.771	14.755	30.617	30.849	293.4
26	1'39.249	24.886	14.491	29.684	30.188	284.9	16	1'41.263	25.192	14.686	30.512	30.873	291.8
27	1'38.646	24.702	14.431	29.469	30.044	284.9	17	1'40.390	25.055	14.557	30.238	30.540	291.1
28	1'39.631 P	27.184	15.225	30.763	26.459	276.9	18	1'42.261 P	24.921	14.462	34.262	28.616	292.6
29	1'50.056	32.952	16.057	30.655	30.392	279.0	19	1'53.487	35.293	15.263	31.780	31.151	283.4
30	2'46.281 P	24.642	14.373	29.421	1'37.845	284.9	20	1'40.785	25.368	14.507	30.468	30.442	292.6
31	1'45.623	30.046	14.798	30.356	30.423	281.9	21	1'39.756	24.943	14.473	29.763	30.577	291.1

11th 43 Jack MILLER Pramac Racing AUS
Runs=6 Total laps=29 Full laps=18

1	3'31.830	33.409	16.308	31.876	31.510	265.3
2	1'40.490	25.438	14.609	29.945	30.498	291.1
3	1'39.214	24.932	14.494	29.654	30.134	291.8
4	1'36.966 P	24.961	14.498	30.450	27.057	293.4
5	1'50.703	31.208	15.520	31.343	32.632	284.2
6	1'40.144	25.103	14.674	29.822	30.545	288.7
7	1'39.671	24.826	14.459	29.750	30.636	290.3
8	1'43.127 P	26.980	15.571	32.695	27.881	271.3
9	1'48.070	30.615	15.222	30.858	31.375	285.7
10	1'39.709	24.975	14.534	29.696	30.504	288.7
11	1'39.373	24.800	14.472	29.638	30.463	291.8
12	1'40.053	25.074	14.538	29.732	30.709	287.2
13	1'39.645	25.002	14.579	29.654	30.410	289.5
14	1'39.970	24.897	14.570	29.872	30.631	290.3
15	1'45.684 P	28.534	16.477	32.491	28.182	229.7
16	1'52.101	35.211	14.982	30.851	31.057	288.7
17	1'40.867	25.048	14.623	30.505	30.691	291.1
18	1'39.621	24.870	14.568	29.752	30.431	291.8
19	1'44.270 P	25.223	16.980	33.842	28.225	217.3
20	1'48.178	31.080	15.071	31.114	30.913	285.7
21	1'39.396	24.754	14.539	29.521	30.582	288.7
22	1'38.676	24.571	14.446	29.360	30.299	290.3
23	1'52.431 P	29.714	17.775	34.273	30.669	221.7
24	1'44.079	28.887	14.771	29.931	30.490	288.0
25	1'44.552	24.690	14.391	29.604	35.867	291.1
26	1'44.046	25.263	14.986	32.607	31.190	280.5
27	1'39.532	24.854	14.583	29.580	30.515	290.3
28	1'51.310	31.852	15.920	31.662	31.876	220.4
29	1'39.812	24.847	14.568	29.741	30.656	290.3

12th 4 Andrea DOVIZIOSO Ducati Team ITA
Runs=5 Total laps=30 Full laps=21

1	2'32.367	33.847	15.495	31.661	31.547	277.6
2	1'46.662	25.640	14.597	35.467	30.958	292.6
3	1'43.934	25.953	16.666	30.481	30.834	289.5
4	1'40.458	25.244	14.484	30.259	30.471	291.8
5	1'44.556	25.080	14.392	33.635	31.449	294.2
6	1'38.113 P	24.79 *	14.540*	29.975*	28.807	292.6
7	1'53.367	34.297	15.494	31.951	31.625	276.9
8	1'47.796	25.805	16.172	34.221	31.598	233.7
9	1'39.078	25.034	14.391	29.665	29.988	294.2
10	1'39.451	24.811	14.376	30.095	30.169	295.8

13th 33 Brad BINDER Red Bull KTM Factory RSA
Runs=4 Total laps=36 Full laps=28

1	2'30.954	32.931	15.584	31.439	31.736	274.8
2	1'51.237	29.331	14.918	35.199	31.789	286.4
3	1'41.256	24.977	14.825	30.378	31.076	284.9
4	1'40.280	24.835	14.634	30.162	30.649	285.7
5	1'39.645	24.970	14.396	29.800	30.479	288.0
6	1'39.178 *	24.62*	14.486*	29.576*	30.489*	284.9
7	1'46.314 P	28.68*	15.124*	32.864*	29.643	281.9
8	1'56.714	35.705	15.747	34.303	30.959	266.0
9	1'39.302	24.995	14.499	29.640	30.168	283.4
10	1'39.936	24.766	14.378	30.460	30.332	287.2
11	1'39.522	25.114	14.480	29.780	30.148	284.9
12	1'39.908	24.858	14.525	29.984	30.541	284.9
13	1'39.644	24.927	14.486	29.909	30.322	285.7
14	1'45.344 P	30.378	14.691	31.254	29.021	283.4
15	1'52.500	34.828	15.257	31.120	31.295	282.7
16	1'40.773	25.228	14.672	30.276	30.597	284.2
17	1'39.818	24.940	14.603	29.854	30.421	282.7
18	1'49.353	30.689	16.085	31.126	31.453	264.0
19	1'39.339	24.914	14.498	29.749	30.178	285.7
20	1'39.016	24.788	14.393	29.572	30.263	287.2
21	1'44.380 P	30.715	14.650	30.689	28.326	286.4
22	1'53.910	36.912	15.100	30.987	30.911	280.5
23	1'40.009	25.153	14.514	29.998	30.344	284.2
24	1'44.056	24.720	14.423	34.532	30.381	284.2
25	1'39.270	24.825	14.524	29.588	30.333	284.2
26	1'39.107	24.900	14.413	29.509	30.285	287.2
27	1'52.325	24.715	14.467	38.786	34.357	287.2
28	1'39.618	25.041	14.499	29.673	30.405	284.2
29	1'50.615	31.274	14.520	34.193	30.628	284.9
30	1'39.850	24.844	14.578	30.077	30.351	285.7
31	1'39.363	24.826	14.449	29.758	30.330	282.7
32	1'48.190	32.732	14.639	30.406	30.413	284.9
33	1'59.753	35.961	14.701	37.930	31.161	285.7

Fastest Lap: Maverick VIÑALES Monster Energy Yama SPA **1'37.793** 24.408 14.349 29.268 29.768

These data/results cannot be reproduced, stored and/or transmitted in whole or in part by any manner of electronic, mechanical, photocopying, recording, broadcasting or otherwise now known or herein after developed without the previous express consent by the copyright owner, except for reproduction in daily press and regular printed publications on sale to the public within 60 days of the event related to those data/results and always provided that copyright symbol appears together as follows below.
© DORNA, 2020



Test Session 2

MotoGP

Lap	Lap Time	T1	T2	T3	T4	Speed	Lap	Lap Time	T1	T2	T3	T4	Speed
34	1'39.277	24.916	14.451	29.594	30.316	287.2	14	1'40.009	24.968	14.522	29.865	30.654	284.2
35	1'50.467	30.667	14.673	29.796	35.331	284.9	15	2'02.202	29.404	18.715	39.581	34.502	153.8
36	1'51.110	31.074	17.778	31.575	30.683	267.3	16	1'41.378	25.406	14.612	30.344	31.016	284.9

14th 35 Cal CRUTCHLOW LCR Honda CASTRO GBR

Runs=5 Total laps=34 Full laps=23

1	2'55.072	31.969	15.805	34.721	32.818	272.0
2	1'48.146	26.238	15.088	32.145	34.675	282.7
3	1'41.929	25.299	14.710	30.715	31.205	286.4
4	1'40.368	25.224	14.580	30.031	30.533	286.4
5	1'45.303 *	28.051	14.873	30.657	31.722*	286.4
6	1'47.378 *	25.06*	14.505*	29.723*	38.088*	287.2
7	1'58.043 P	39.57*	16.510*	32.681*	29.281	239.4
8	1'55.302	35.795	15.933	31.666	31.908	273.4
9	1'40.964	25.509	14.745	30.042	30.668	285.7
10	1'39.834	25.015	14.625	29.773	30.421	287.2
11	1'39.844	24.995	14.605	29.768	30.476	287.2
12	1'44.959	27.361	15.023	31.291	31.284	284.2
13	1'39.809	25.008	14.677	29.716	30.408	285.7
14	1'39.593	24.864	14.588	29.716	30.425	288.0
15	1'42.936 P	28.237	15.383	31.160	28.156	281.9
16	1'51.323	32.710	15.239	32.290	31.084	280.5
17	1'41.202	25.164	14.665	30.335	31.038	285.7
18	1'39.925	25.011	14.615	29.847	30.452	287.2
19	1'39.919	24.856	14.562	29.980	30.521	288.7
20	1'48.300 P	31.390	14.860	34.472	27.578	288.7
21	1'56.852	36.476	16.717	32.337	31.322	263.4
22	1'45.988	25.025	19.590	30.813	30.560	210.1
23	1'39.061	24.773	14.510	29.600	30.178	287.2
24	1'45.276	29.379	14.874	30.316	30.707	286.4
25	1'39.118	24.802	14.464	29.567	30.285	288.0
26	1'40.273 P	24.904	15.691	32.324	27.354	266.0
27	2'01.537	41.643	17.154	31.798	30.942	231.7
28	1'40.535	25.125	14.752	30.167	30.491	285.7
29	1'39.115	24.789	14.492	29.601	30.233	288.7
30	1'43.606	24.774	14.478	33.659	30.695	288.0
31	1'58.314	33.911	19.475	33.898	31.030	226.4
32	1'39.055	24.868	14.493	29.545	30.149	289.5
33	1'42.079	27.865	14.473	29.593	30.148	291.1
34	1'39.526	24.737	14.511	29.860	30.418	288.7

16th 46 Valentino ROSSI Monster Energy Yama ITA

Runs=5 Total laps=32 Full laps=23

1	4'21.255	33.734	16.527	33.751	31.465	278.3
2	1'41.578	25.261	14.632	30.514	31.171	286.4
3	1'40.258	25.067	14.423	30.194	30.574	286.4
4	1'47.055	24.993	14.604	33.124	34.334	285.7
5	1'39.131 P	25.08*	14.501*	31.130*	28.413	284.9
6	1'44.912	28.437	14.917	30.729	30.829	280.5
7	1'39.940	25.017	14.582	29.860	30.481	284.2
8	1'39.807	24.940	14.565	29.838	30.464	282.7
9	1'39.302	24.859	14.449	29.655	30.339	282.7
10	1'39.720	25.079	14.504	29.840	30.297	283.4
11	1'40.952	24.969	14.577	31.136	30.270	279.7
12	1'39.879	24.956	14.521	29.713	30.689	282.7
13	1'38.681 P	26.584	14.575	31.643	25.879	284.9
14	1'47.045	30.803	14.869	30.537	30.836	281.2
15	1'39.814	25.080	14.575	29.826	30.333	281.9
16	1'39.441	24.814	14.559	29.745	30.323	281.9
17	1'39.397	24.823	14.461	29.754	30.359	282.7
18	1'41.846 P	24.949	14.451	35.546	26.900	283.4
19	1'48.192	30.603	14.985	31.257	31.347	279.0
20	1'39.828	25.008	14.562	29.836	30.422	281.2
21	1'39.666	24.902	14.489	29.880	30.395	281.9
22	1'46.703	29.973	15.214	30.688	30.828	277.6
23	1'39.767	24.993	14.529	29.805	30.440	282.7
24	1'39.747	24.936	14.464	29.827	30.520	282.7
25	1'39.614	24.922	14.533	29.868	30.291	281.2
26	1'45.801 P	30.115	16.675	31.432	27.579	224.5
27	1'45.974	29.678	14.958	30.503	30.835	279.0
28	1'40.039	24.996	14.591	29.850	30.602	282.7
29	1'49.882	28.319	14.855	31.736	34.972	281.2
30	1'39.889	25.072	14.548	29.919	30.350	282.7
31	1'39.602	24.971	14.516	29.821	30.294	282.7
32	1'39.698	24.871	14.554	29.794	30.479	284.2

15th 30 Takaaki NAKAGAMI LCR Honda IDEMITS JPN

Runs=5 Total laps=34 Full laps=25

1	2'32.298	32.070	15.577	35.045	32.861	275.5
2	1'43.329	26.422	14.850	30.760	31.297	283.4
3	1'53.216	33.309	14.913	33.674	31.320	284.9
4	1'40.553	25.129	14.574	30.059	30.791	285.7
5	1'40.117 P	25.505	14.698	30.567	29.347	285.7
6	1'51.966	31.133	15.528	32.018	33.287	273.4
7	1'42.857	25.716	14.818	30.785	31.538	282.7
8	1'40.164	25.087	14.561	29.906	30.610	285.7
9	1'45.078	28.484	15.625	30.271	30.698	284.2
10	1'39.511	24.859	14.477	29.762	30.413	286.4
11	1'43.814 P	26.821	15.159	32.034	29.800	272.0
12	1'56.024	32.585	17.734	33.879	31.826	151.8
13	1'43.058	26.997	14.702	30.258	31.101	285.7

Fastest Lap: Maverick VIÑALES Monster Energy Yama SPA **1'37.793** 24.408 14.349 29.268 29.768

These data/results cannot be reproduced, stored and/or transmitted in whole or in part by any manner of electronic, mechanical, photocopying, recording, broadcasting or otherwise now known or herein after developed without the previous express consent by the copyright owner, except for reproduction in daily press and regular printed publications on sale to the public within 60 days of the event related to those data/results and always provided that copyright symbol appears together as follows below.
© DORNA, 2020



Test Session 2

MotoGP

Lap	Lap Time	T1	T2	T3	T4	Speed	Lap	Lap Time	T1	T2	T3	T4	Speed
17th 27 Iker LECUONA Red Bull KTM Tech 3 SPA							20	1'39.364	24.784	14.604	29.504	30.472	281.9
Runs=5 Total laps=31 Full laps=22							21	1'39.526	24.829	14.595	29.549	30.553	283.4
1	2'15.777	35.101	15.514	31.915	31.809	274.8	22	1'40.633	25.575	14.635	29.709	30.714	283.4
2	1'41.138	25.320	14.684	30.261	30.873	281.9	23	1'40.052	24.812	14.595	29.908	30.737	282.7
3	1'40.486	25.020	14.754	30.133	30.579	281.9	24	1'39.751	24.912	14.609	29.641	30.589	283.4
4	1'41.459	25.178	14.647	30.649	30.985	281.9	25	1'39.956	24.964	14.635	29.619	30.738	283.4
5	1'40.493	25.137	14.614	29.995	30.747	281.9	26	1'40.052	25.019	14.670	29.673	30.690	281.2
6	1'39.645 P	25.031	14.584*	30.062*	29.968	282.7	27	1'43.789 P	30.358	15.519	30.377	27.535	279.0
7	1'52.476	32.243	15.241	32.317	32.675	280.5	28	1'46.357	30.512	14.715	30.216	30.914	282.7
8	1'41.006	25.323	14.657	30.378	30.648	281.9	29	1'39.517	24.946	14.505	29.614	30.452	284.9
9	1'43.862	27.969	14.902	30.275	30.716	284.2	19th 73 Alex MARQUEZ Repsol Honda Team SPA						
10	1'39.973	25.057	14.588	29.912	30.416	285.7	Runs=6 Total laps=31 Full laps=20						
11	1'39.819	25.010	14.591	29.851	30.367	283.4	1	2'18.512	33.368	15.559	32.988	31.799	279.7
12	1'39.840	24.962	14.560	29.979	30.339	284.2	2	1'41.486	25.760	14.713	30.295	30.718	287.2
13	1'44.650 P	28.706	15.524	32.020	28.400	259.6	3	1'40.502	25.082	14.622	30.211	30.587	287.2
14	1'46.536	30.169	14.952	30.671	30.744	280.5	4	56'07.382 P	24.974	14.516			286.4
15	1'40.165	25.058	14.716	29.927	30.464	280.5	5	1'51.404	32.145	15.624	31.904	31.731	279.0
16	1'40.227	24.976	14.612	30.094	30.545	281.9	6	1'41.615	25.554	14.679	30.478	30.904	286.4
17	1'40.213	25.004	14.620	30.029	30.560	282.7	7	1'40.404	25.118	14.555	30.144	30.587	286.4
18	1'48.052 P	30.119	15.398	33.170	29.365	267.9	8	1'39.965	25.088	14.504	29.936	30.437	287.2
19	1'54.127	34.600	15.751	32.453	31.323	268.6	9	1'39.902	24.999	14.552	29.965	30.386	288.7
20	1'40.450	25.183	14.667	30.084	30.516	282.7	10	1'40.315 P	26.203	14.907	31.116	28.089	281.9
21	1'40.508	25.057	14.552	30.237	30.662	284.9	11	1'48.951	31.000	15.397	31.015	31.539	280.5
22	1'39.964	25.198	14.500	29.825	30.441	283.4	12	1'40.899	25.146	14.513	30.434	30.806	287.2
23	1'39.622	24.864	14.528	29.912	30.318	283.4	13	1'39.902	25.161	14.579	29.873	30.289	286.4
24	1'40.565	25.045	14.573	30.171	30.776	281.2	14	1'39.908	24.983	14.505	30.008	30.412	288.0
25	1'39.746	24.945	14.524	29.877	30.400	284.2	15	1'43.312	25.074	14.516	30.434	33.288	284.2
26	1'39.799	24.967	14.528	29.828	30.476	283.4	16	1'40.129	25.144	14.523	30.075	30.387	286.4
27	1'50.287 P	31.356	16.790	33.660	28.481	248.8	17	1'43.802 P	27.865	15.290	32.773	27.874	264.7
28	1'54.515	36.409	15.213	31.181	31.712	278.3	18	1'50.953	32.172	15.834	31.564	31.383	265.3
29	1'41.811	26.487	14.564	30.188	30.572	283.4	19	1'41.132	25.313	14.555	30.505	30.759	287.2
30	1'39.508	24.954	14.534	29.755	30.265	281.9	20	1'40.276	25.033	14.504	30.284	30.455	286.4
31	1'39.349	24.940	14.485	29.605	30.319	284.9	21	1'39.378	24.875	14.518	29.763	30.222	286.4
18th 88 Miguel OLIVEIRA Red Bull KTM Tech 3 POR							22	1'39.715	24.888	14.518	29.842	30.467	284.9
Runs=5 Total laps=29 Full laps=19							23	1'44.752 P	29.467	15.772	31.807	27.706	251.7
1	3'01.757	30.633	15.051	30.777	31.140	280.5	24	1'50.600	31.808	15.631	31.431	31.730	277.6
2	1'40.419	25.062	14.646	29.929	30.782	284.2	25	1'40.905	25.261	14.629	30.310	30.705	286.4
3	1'40.021	24.987	14.702	29.758	30.574	283.4	26	1'40.968	25.225	14.607	30.170	30.966	284.9
4	1'44.458	26.256	16.072	31.526	30.604	209.3	27	1'40.252	25.177	14.524	29.966	30.585	285.7
5	1'39.722 *	24.929	14.540	29.654	30.599*	284.9	28	1'44.535 P	27.970	16.338	33.023	27.204	258.9
6	1'41.202 P	24.94*	14.604*	32.892*	28.763	283.4	29	1'52.801	34.174	15.423	31.000	32.204	279.7
7	1'48.912	31.869	15.009	30.712	31.322	283.4	30	1'40.429	25.128	14.618	30.136	30.547	285.7
8	1'40.092	25.180	14.631	29.739	30.542	284.9	31	1'39.624	24.933	14.528	29.796	30.367	288.7
9	1'39.690	24.906	14.587	29.624	30.573	283.4	20th 53 Tito RABAT Reale Avintia Racing SPA						
10	1'39.631	24.883	14.573	29.632	30.543	284.9	Runs=6 Total laps=34 Full laps=23						
11	1'39.774	24.983	14.530	29.772	30.489	284.9	1	4'16.544	31.932	16.006	33.000	32.515	259.6
12	1'39.667	24.897	14.559	29.675	30.536	283.4	2	1'45.020	25.887	15.015	31.479	32.639	283.4
13	1'40.156 P	26.929	14.959	30.969	27.299	282.7	3	1'49.296	25.329	14.660	38.490	30.817	285.7
14	1'45.678	29.793	14.888	30.145	30.852	281.9	4	1'41.118	25.522	14.489	30.398	30.709	285.7
15	1'39.968	24.948	14.658	29.823	30.539	282.7	5	1'42.048 P	25.14*	14.472*	31.875*	30.557	288.7
16	1'45.744 P	27.330	15.426	33.797	29.191	249.4	6	1'49.331	29.618	15.857	32.123	31.733	266.6
17	1'47.846	31.260	14.986	30.456	31.144	283.4	7	1'41.998	25.784	14.787	30.564	30.863	284.9
18	1'40.306	25.058	14.609	29.636	31.003	283.4	8	1'41.407	25.540	14.719	30.414	30.734	284.2
19	1'39.658	25.006	14.609	29.507	30.536	284.2	9	1'41.019	25.263	14.714	30.283	30.759	284.9

Fastest Lap: Maverick VIÑALES Monster Energy Yama SPA **1'37.793** 24.408 14.349 29.268 29.768

These data/results cannot be reproduced, stored and/or transmitted in whole or in part by any manner of electronic, mechanical, photocopying, recording, broadcasting or otherwise now known or herein after developed without the previous express consent by the copyright owner, except for reproduction in daily press and regular printed publications on sale to the public within 60 days of the event related to those data/results and always provided that copyright symbol appears together as follows below.
© DORNA, 2020

Official MotoGP Timing by TISSOT
www.motogp.com



Test Session 2

MotoGP

Lap	Lap Time	T1	T2	T3	T4	Speed
10	1'40.842	25.323	14.700	30.184	30.635	282.7
11	1'44.932 P	25.452	14.642	32.558	32.280	286.4
12	1'46.818	29.675	15.043	30.984	31.116	281.9
13	1'40.962	25.411	14.674	30.269	30.608	285.7
14	1'40.455	25.031	14.673	30.105	30.646	284.2
15	1'40.501	25.019	14.691	30.122	30.669	284.2
16	1'44.404	26.574	16.409	30.512	30.909	282.7
17	1'40.604	25.261	14.545	30.179	30.619	287.2
18	1'41.908 P	25.215	14.600	33.577	28.516	289.5
19	1'49.857	31.289	15.119	30.818	32.631	284.2
20	1'40.393	25.379	14.549	30.050	30.415	286.4
21	1'48.960	25.083	14.555	30.129	39.193	286.4
22	1'40.554	25.287	14.668	30.148	30.451	284.9
23	1'40.117	25.027	14.587	29.939	30.564	288.7
24	1'47.359 P	25.177	14.600	35.136	32.446	288.0
25	1'52.361	30.811	15.100	35.196	31.254	282.7
26	2'09.335	25.038	14.527	41.877	47.893	288.7
27	1'40.093	25.267	14.525	29.887	30.414	286.4
28	1'39.461	24.897	14.437	29.803	30.324	287.2
29	2'00.369	29.205	18.421	31.881	40.862	216.0
30	1'46.870	27.072	16.698	30.878	32.222	248.8
31	1'39.573	25.055	14.509	29.812	30.197	287.2
32	1'38.369 P	25.790	14.835	31.176	26.568	283.4
33	2'02.694	29.199	15.026	39.608	38.861	274.1
34	1'39.407	25.172	14.402	29.734	30.099	288.7

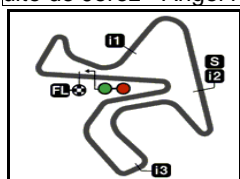
22nd	9	Danilo PETRUCCI		Ducati Team		ITA		
		Runs=1	Total laps=5	Full laps=3				
		1	2'38.783	32.354	15.184	30.893	30.812	286.4
		2	1'41.838	25.331	14.588	30.679	31.240	290.3
3	1'41.826	25.394	14.543	30.843	31.046	288.0		
4	1'40.362	25.045	14.440	30.412	30.465	288.0		
unfinished		25.026	14.462	29.945	288.7			

21st	38	Bradley SMITH		Aprilia Racing Team		GBR		
		Runs=5	Total laps=28	Full laps=18				
		1	8'34.209	30.942	15.497	31.061	34.389	270.6
		2	1'40.435 *	25.354	14.592	29.928*	30.561*	283.4
3	1'45.981 P	28.741*	15.717*	33.087*	28.428	242.6		
4	1'50.224	31.859	15.056	30.943	32.366	279.7		
5	1'40.526	25.110	14.634	30.093	30.689	281.2		
6	1'40.619	25.179	14.571	30.163	30.706	285.7		
7	1'40.432	25.102	14.626	30.061	30.643	283.4		
8	1'40.189	25.026	14.555	30.013	30.595	281.2		
9	1'40.582 P	26.924	15.344	30.908	27.406	268.6		
10	1'47.273	30.577	15.093	30.559	31.044	273.4		
11	1'36.803 P	25.112	14.534	30.350	26.807	284.9		
12	1'47.335	30.639	14.955	30.663	31.078	279.7		
13	1'39.734	25.035	14.475	29.797	30.427	284.9		
14	1'39.456	24.934	14.448	29.648	30.426	285.7		
15	1'39.548	24.882	14.462	29.674	30.530	285.7		
16	1'40.008	25.075	14.474	29.912	30.547	284.9		
17	1'39.942	24.933	14.597	29.872	30.540	283.4		
18	1'40.333	25.008	14.576	29.958	30.791	284.9		
19	1'40.256	25.115	14.606	29.887	30.648	282.7		
20	1'40.330	25.098	14.623	30.010	30.599	283.4		
21	1'43.010 P	27.742	16.073	31.673	27.522	251.1		
22	1'48.909	30.244	15.126	31.186	32.353	271.3		
23	1'39.770	24.984	14.576	29.828	30.382	281.9		
24	1'39.817	24.980	14.480	29.865	30.492	284.2		
25	1'39.835	25.080	14.470	29.794	30.491	286.4		
26	1'48.768	31.603	14.914	30.415	31.836	279.7		
27	1'39.512	24.991	14.393	29.750	30.378	287.2		
28	1'46.335	25.784	15.222	32.928	32.401	237.8		

Fastest Lap:	Maverick VIÑALES	Monster Energy Yama SPA	1'37.793	24.408	14.349	29.268	29.768
---------------------	------------------	-------------------------	-----------------	--------	--------	--------	--------

These data/results cannot be reproduced, stored and/or transmitted in whole or in part by any manner of electronic, mechanical, photocopying, recording, broadcasting or otherwise now known or herein after developed without the previous express consent by the copyright owner, except for reproduction in daily press and regular printed publications on sale to the public within 60 days of the event related to those data/results and always provided that copyright symbol appears together as follows below.
© DORNA, 2020





4423 m.

GRAN PREMIO DE ESPAÑA OFFICIAL TEST

Test Session 2

Best Partial Times

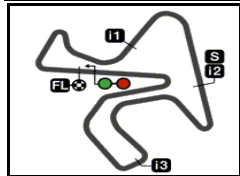
IT Ideal Lap Time, sum of the best partial times

BT Best Lap Time

T1		T2		T3		T4				IT		BT	
Pos	Rider	Time	Rider	Time	Rider	Time	Rider	Time	Pos	Rider	IT	BT	
1	M.VIÑALES	24.393	J.ZARCO	14.226	M.MARQUEZ	29.203	M.VIÑALES	29.757	1	M.VIÑALES	1'37.695	1'37.793	(1)
2	F.QUARTARARO	24.457	F.BAGNAIA	14.263	F.QUARTARARO	29.260	F.QUARTARARO	29.879	2	M.MARQUEZ	1'37.869	1'38.021	(3)
3	M.MARQUEZ	24.458	A.RINS	14.271	M.VIÑALES	29.268	M.MARQUEZ	29.931	3	F.QUARTARAR	1'37.911	1'37.911	(2)
4	J.MILLER	24.571	M.VIÑALES	14.277	A.RINS	29.352	A.DOVIZIOSO	29.988	4	A.RINS	1'38.237	1'38.317	(4)
5	A.RINS	24.589	M.MARQUEZ	14.277	J.MILLER	29.360	J.MIR	29.996	5	J.MIR	1'38.380	1'38.380	(5)
6	A.ESPARGARO	24.592	J.MIR	14.300	J.ZARCO	29.399	P.ESPARGARO	29.996	6	F.BAGNAIA	1'38.392	1'38.417	(6)
7	J.MIR	24.624	A.ESPARGARO	14.300	F.MORBIDELLI	29.421	A.RINS	30.025	7	A.ESPARGAR	1'38.406	1'38.549	(8)
8	F.MORBIDELLI	24.642	A.DOVIZIOSO	14.306	F.BAGNAIA	29.426	F.MORBIDELLI	30.044	8	J.MILLER	1'38.456	1'38.676	(11)
9	F.BAGNAIA	24.643	P.ESPARGARO	14.310	A.ESPARGARO	29.457	A.ESPARGARO	30.057	9	P.ESPARGAR	1'38.468	1'38.592	(9)
10	J.ZARCO	24.675	F.QUARTARARO	14.315	J.MIR	29.460	F.BAGNAIA	30.060	10	F.MORBIDELLI	1'38.480	1'38.646	(10)
11	P.ESPARGARO	24.675	T.NAKAGAMI	14.346	P.ESPARGARO	29.487	T.RABAT	30.099	11	A.DOVIZIOSO	1'38.505	1'38.779	(12)
12	T.NAKAGAMI	24.680	F.MORBIDELLI	14.373	A.DOVIZIOSO	29.492	J.MILLER	30.134	12	J.ZARCO	1'38.513	1'38.513	(7)
13	B.BINDER	24.715	B.BINDER	14.378	M.OLIVEIRA	29.504	B.BINDER	30.148	13	B.BINDER	1'38.750	1'39.016	(13)
14	A.DOVIZIOSO	24.719	J.MILLER	14.391	B.BINDER	29.509	C.CRUTCHLOW	30.148	14	C.CRUTCHLO	1'38.894	1'39.055	(14)
15	C.CRUTCHLOW	24.737	B.SMITH	14.393	C.CRUTCHLOW	29.545	J.ZARCO	30.213	15	T.NAKAGAMI	1'38.958	1'39.063	(15)
16	M.OLIVEIRA	24.784	T.RABAT	14.402	I.LECUONA	29.605	A.MARQUEZ	30.222	16	T.RABAT	1'39.132	1'39.407	(20)
17	V.ROSSI	24.814	V.ROSSI	14.423	T.NAKAGAMI	29.631	I.LECUONA	30.265	17	V.ROSSI	1'39.162	1'39.302	(16)
18	I.LECUONA	24.864	D.PETRUCCI	14.440	B.SMITH	29.648	V.ROSSI	30.270	18	I.LECUONA	1'39.219	1'39.349	(17)
19	A.MARQUEZ	24.875	C.CRUTCHLOW	14.464	V.ROSSI	29.655	T.NAKAGAMI	30.301	19	M.OLIVEIRA	1'39.245	1'39.364	(18)
20	B.SMITH	24.882	I.LECUONA	14.485	T.RABAT	29.734	B.SMITH	30.378	20	B.SMITH	1'39.301	1'39.456	(21)
21	T.RABAT	24.897	A.MARQUEZ	14.504	A.MARQUEZ	29.763	M.OLIVEIRA	30.452	21	A.MARQUEZ	1'39.364	1'39.378	(19)
22	D.PETRUCCI	25.026	M.OLIVEIRA	14.505	D.PETRUCCI	29.945	D.PETRUCCI	30.465	22	D.PETRUCCI	1'39.876	1'40.362	(22)


These data/results cannot be reproduced, stored and/or transmitted in whole or in part by any manner of electronic, mechanical, photocopying, recording, broadcasting or otherwise now known or herein after developed without the previous express consent by the copyright owner, except for reproduction in daily press and regular printed publications on sale to the public within 60 days of the event related to those data/results and always provided that copyright symbol appears together as follows below.
© DORNA, 2020





4423 m.

GRAN PREMIO DE ESPAÑA OFFICIAL TEST**Test Session 2****Fastest Laps Sequence**

<i>Practice Time</i>	 <i>Rider</i>	<i>Nation</i>	<i>Motorcycle</i>	<i>Time</i>	<i>Km/h</i>	<i>Rider's Lap</i>
3'56.915	27 Iker LECUONA	SPA	KTM	1'41.138	157.4	2
4'11.860	41 Aleix ESPARGARO	SPA	APRILIA	1'39.808	159.5	2
5'51.282	41 Aleix ESPARGARO	SPA	APRILIA	1'39.422	160.1	3
6'51.534	43 Jack MILLER	AUS	DUCATI	1'39.214	160.4	3
1:09'20.493	4 Andrea DOVIZIOSO	ITA	DUCATI	1'39.078	160.7	9
1:09'41.550	21 Franco MORBIDELLI	ITA	YAMAHA	1'39.019	160.8	10
1:10'58.323	93 Marc MARQUEZ	SPA	HONDA	1'38.474	161.6	12
1:41'28.660	93 Marc MARQUEZ	SPA	HONDA	1'38.021	162.4	22
2:00'35.935	20 Fabio QUARTARARO	FRA	YAMAHA	1'37.911	162.6	23
2:15'38.083	12 Maverick VIÑALES	SPA	YAMAHA	1'37.793	162.8	28

These data/results cannot be reproduced, stored and/or transmitted in whole or in part by any manner of electronic, mechanical, photocopying, recording, broadcasting or otherwise now known or herein after developed without the previous express consent by the copyright owner, except for reproduction in daily press and regular printed publications on sale to the public within 60 days of the event related to those data/results and always provided that copyright symbol appears together as follows below.

© DORNA, 2020

Official MotoGP Timing by TISSOT
www.motogp.com

Jerez de la Frontera, Wednesday, July 15, 2020

